

Shelbourne Street @ San Juan Avenue

Wednesday, October 18, 2017

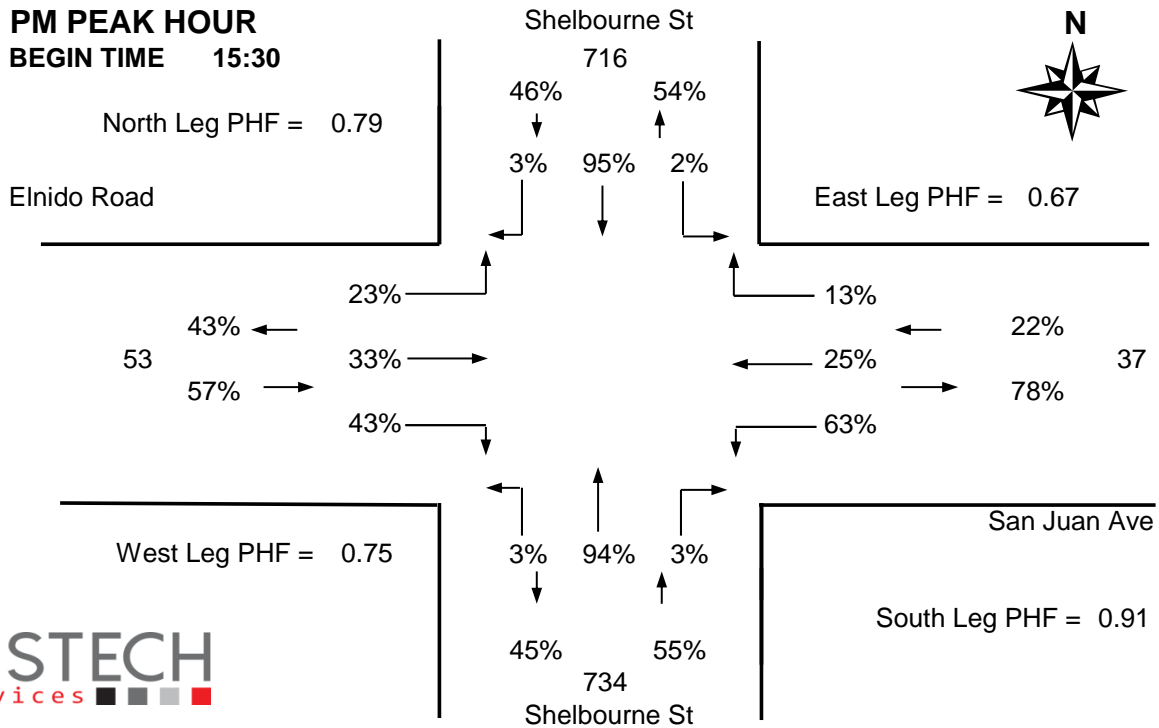
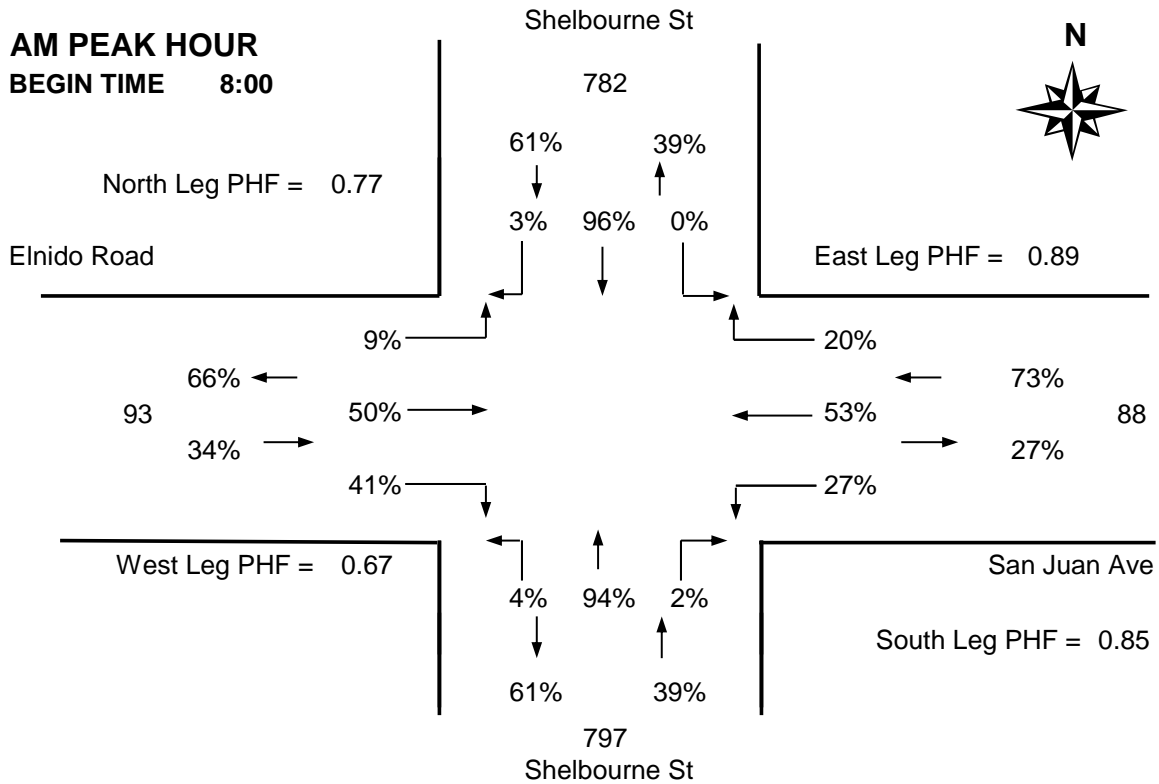


The data presented here is for information purposes only and should not be considered authoritative for construction, geotechnical, engineering, navigational, legal, or other site-specific uses. The information shared is owned by the Transportation Division of the Engineering Department at the District of Saanich. Accuracy is not guaranteed.

DISTRICT OF SAANICH 2017 TRAFFIC COUNTS

Major Route: Shelbourne Street
Minor Route: San Juan Avenue
Date: Wednesday, October 18, 2017
Filename: Shelbourne@San Juan-Oct18-2017.xls

Station #: TIN000598
Intersection Type: 4-leg
East/West Route: San Juan Avenue
Weather: Rain and wet



DISTRICT OF SAANICH 2017 TRAFFIC COUNTS

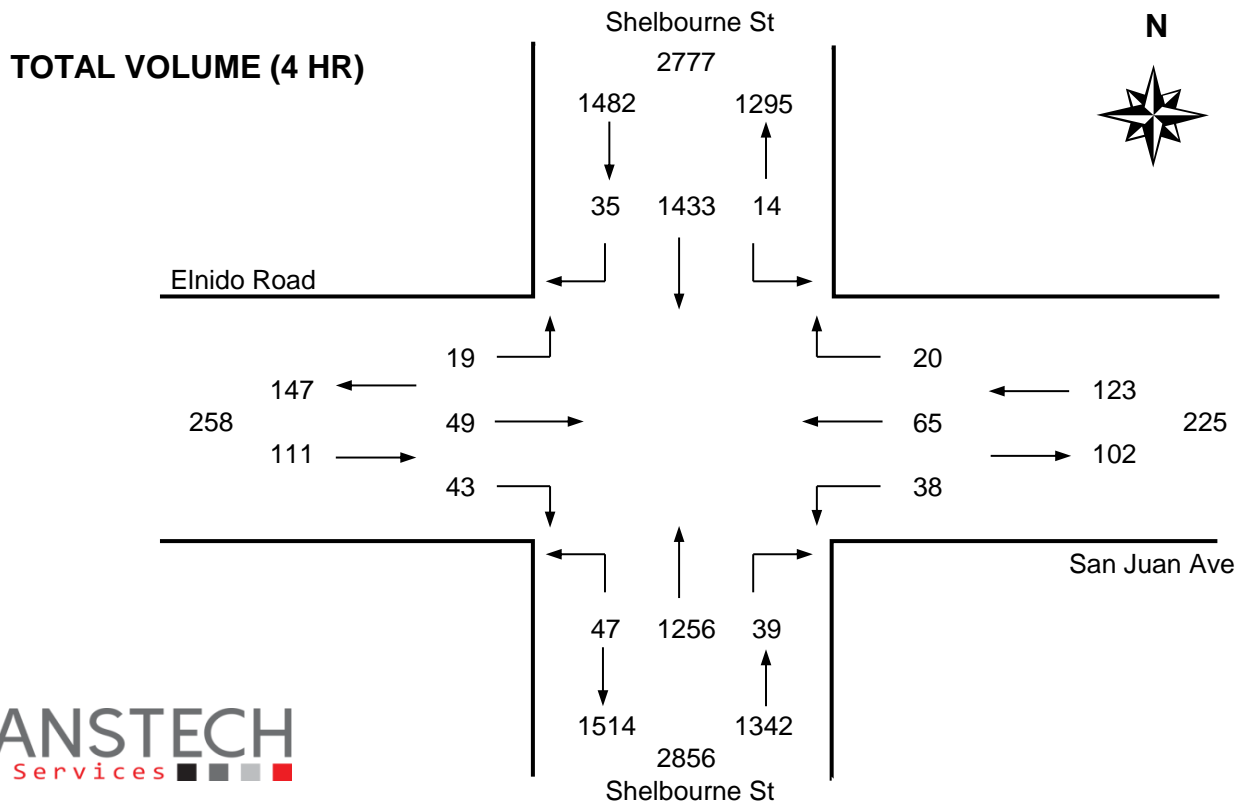
Major Route: Shelbourne Street
Minor Route: San Juan Avenue
Date: Wednesday, October 18, 2017
Filename: Shelbourne@San Juan-Oct18-2017.xls

Station #: TIN000598
Intersection Type: 4-leg
East/West Route: San Juan Avenue
Weather: Rain and wet

Comments:

Vehicle Data

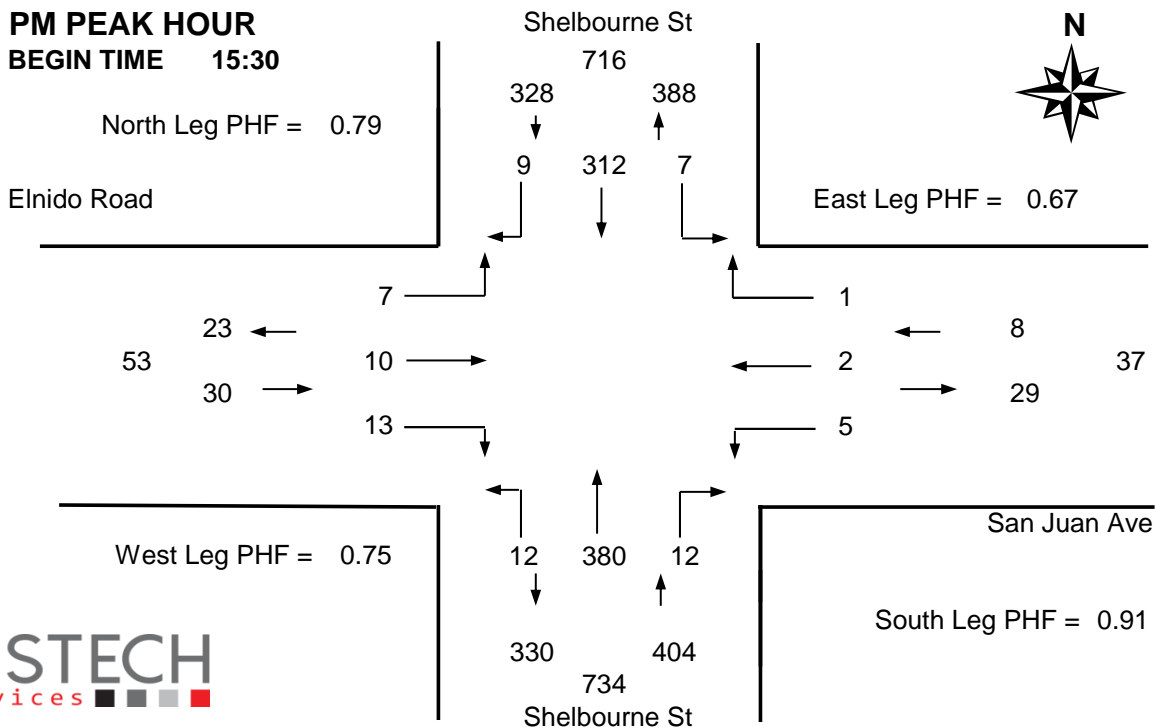
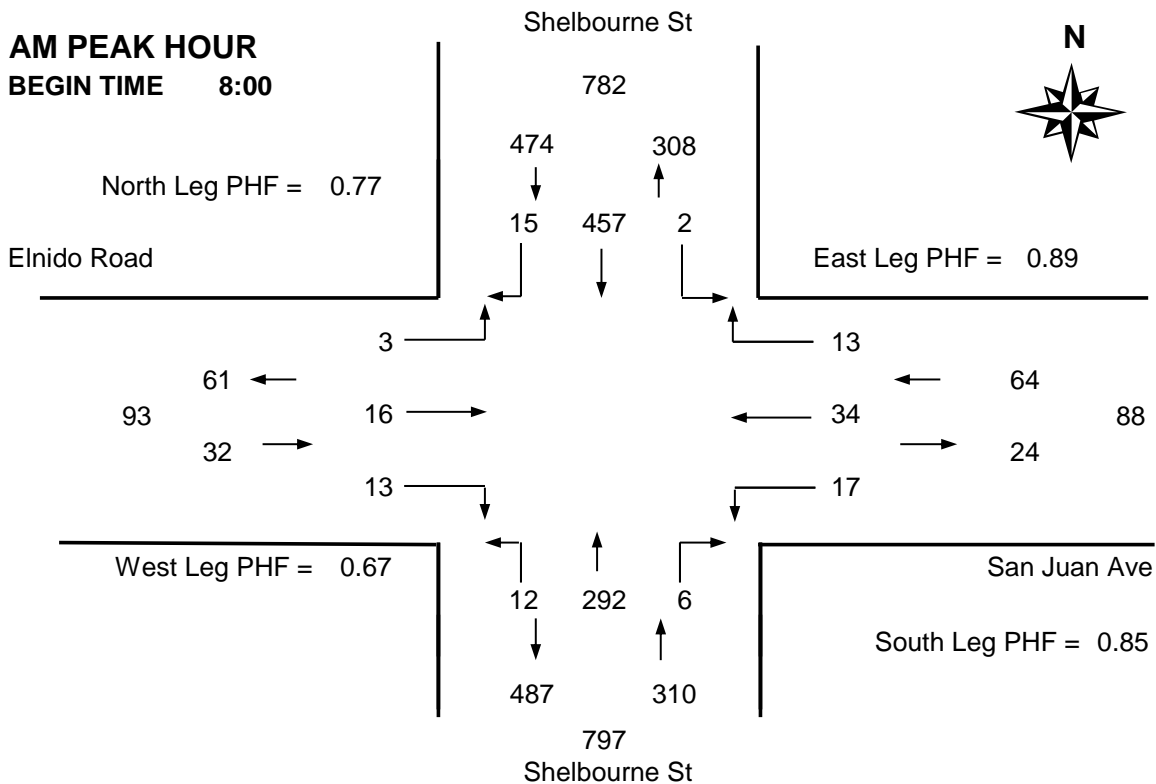
Time Period Starting	Shelbourne St			Shelbourne St			Elnido Road			San Juan Ave			15 Min Total	Hourly Total	Pedestrians			
	From North			From South			From West			From East					N	S	W	E
	Left	Thru	Right	Left	Thru	Right	Left	Thru	Right	Left	Thru	Right						
7:30	0	68	4	1	51	1	0	3	1	1	8	1	139	-	2	0	2	3
7:45	0	93	0	2	64	2	0	1	1	2	8	2	175	-	8	0	5	4
8:00	0	148	6	4	53	2	0	3	2	4	8	2	232 +	-	7	0	5	2
8:15	1	101	3	2	82	1	2	0	2	6	11	1	212 *	758	4	0	6	2
8:30	1	104	3	4	84	3	1	8	3	3	7	4	225 *	844	0	0	0	0
8:45	0	104	3	2	73	0	0	5	6	4	8	6	211 *	880	8	0	3	2
9:00	2	113	1	1	43	6	1	2	4	4	2	0	179	827	4	0	3	0
9:15	0	93	1	1	58	4	0	3	2	2	4	0	168	783	3	0	4	3
Total	4	824	21	17	508	19	4	25	21	26	56	16	1541	-	36	0	28	16
Pk Hr	2	457	15	12	292	6	3	16	13	17	34	13	880 *	-	19	0	14	6
Pk Hr Factor	0.50	0.77	0.63	0.75	0.87	0.50	0.38	0.50	0.54	0.71	0.77	0.54	0.95	* = Peak hour + = Peak 15 minutes				
	0.77			0.85			0.67			0.89								
15:30	0	82	4	4	103	4	4	1	5	0	1	0	208 *	-	4	1	0	1
15:45	3	99	2	1	96	5	1	2	1	2	0	1	213 +	-	2	1	1	4
16:00	2	73	2	3	78	1	2	3	5	1	1	0	171 *	-	0	0	0	3
16:15	2	58	1	4	103	2	0	4	2	2	0	0	178 *	770	0	0	0	2
16:30	1	65	0	5	88	0	2	5	0	2	0	0	168	730	0	3	2	2
16:45	1	78	1	5	97	4	1	4	2	3	0	1	197	714	0	1	1	1
17:00	1	86	3	1	93	2	3	3	4	2	3	2	203	746	0	2	0	2
17:15	0	68	1	7	90	2	2	2	3	0	4	0	179	747	2	0	1	3
Total	10	609	14	30	748	20	15	24	22	12	9	4	1517	-	8	8	5	18
Pk Hr	7	312	9	12	380	12	7	10	13	5	2	1	770 *	-	6	2	1	10
Pk Hr Factor	0.58	0.79	0.56	0.75	0.92	0.60	0.44	0.63	0.65	0.63	0.50	0.25	0.90					
	0.79			0.91			0.75			0.67								



DISTRICT OF SAANICH 2017 TRAFFIC COUNTS

Major Route: Shelbourne Street
Minor Route: San Juan Avenue
Date: Wednesday, October 18, 2017
Filename: Shelbourne@San Juan-Oct18-2017.xls

Station #: TIN000598
Intersection Type: 4-leg
East/West Route: San Juan Avenue
Weather: Rain and wet



DISTRICT OF SAANICH 2017 TRAFFIC COUNTS

Major Route: Shelbourne Street
Minor Route: San Juan Avenue
Date: Wednesday, October 18, 2017
Filename: Shelbourne@San Juan-Oct18-2017.xls

Station #: TIN000598
Intersection Type: 4-leg
East/West Route: San Juan Avenue
Weather: Rain and wet

Comments:

Bicycle Data

Time Period Starting	Shelbourne St			Shelbourne St			Elnido Road			San Juan Ave			15 Min Total	Hourly Total
	From North			From South			From West			From East				
	Left	Thru	Right	Left	Thru	Right	Left	Thru	Right	Left	Thru	Right		
7:30	1	0	1	2	2	0	0	1	0	0	2	0	9 +	-
7:45	0	1	1	1	0	0	0	1	0	0	1	0	5 *	-
8:00	0	2	0	0	0	0	0	1	0	0	2	0	5 *	-
8:15	0	0	0	1	0	0	0	1	0	0	0	0	2 *	21
8:30	0	0	0	0	0	0	0	1	0	0	1	0	2	14
8:45	0	0	0	0	0	0	0	0	0	0	0	0	0	9
9:00	0	0	0	0	1	0	0	0	0	0	0	0	1	5
9:15	0	4	0	0	0	0	0	0	0	0	1	0	5	8
Total	1	7	2	4	3	0	0	5	0	0	7	0	29	-
Pk Hr	1	3	2	4	2	0	0	4	0	0	5	0	21 *	-
15x4	4	8	4	8	8	0	0	4	0	0	8	0	36 +	-

15:30	0	0	0	0	0	0	0	0	0	0	1	0	1	-
15:45	0	0	0	0	0	0	0	0	0	0	0	0	0	-
16:00	0	0	0	0	0	0	0	1	0	0	0	0	1	-
16:15	0	0	0	0	0	0	0	1	0	0	0	0	1	3
16:30	0	0	0	0	0	0	0	3	0	0	0	0	3 *	5
16:45	0	1	0	0	1	0	0	2	1	0	0	0	5 *	10
17:00	0	0	0	0	0	0	0	3	1	0	2	0	6 +	15
17:15	0	0	0	0	0	0	0	5	1	0	0	0	6 *	20
Total	0	1	0	0	1	0	0	15	3	0	3	0	23	-
Pk Hr	0	1	0	0	1	0	0	13	3	0	2	0	20 *	-
15x4	0	4	0	0	4	0	0	20	4	0	8	0	24 +	-

4 Hr	1	8	2	4	4	0	0	20	3	0	10	0	52	104
-------------	----------	----------	----------	----------	----------	----------	----------	-----------	----------	----------	-----------	----------	-----------	------------

PEAK HOUR SUMMARY

